





The Making of a Travel Photography Book

In Ten Easy Steps



11/8/2018

The Ten Steps

1. Shoot
2. Backup
3. Download
4. Edit
5. Process
6. Organize
7. Export
8. Bookwright
9. Maps and Text
10. Discount

1. Take the photographs

Good topic for a monthly program: How to plan for and take good travel photographs



2. Back them up

On the trip:

- Dual SD slots
- Portable HD



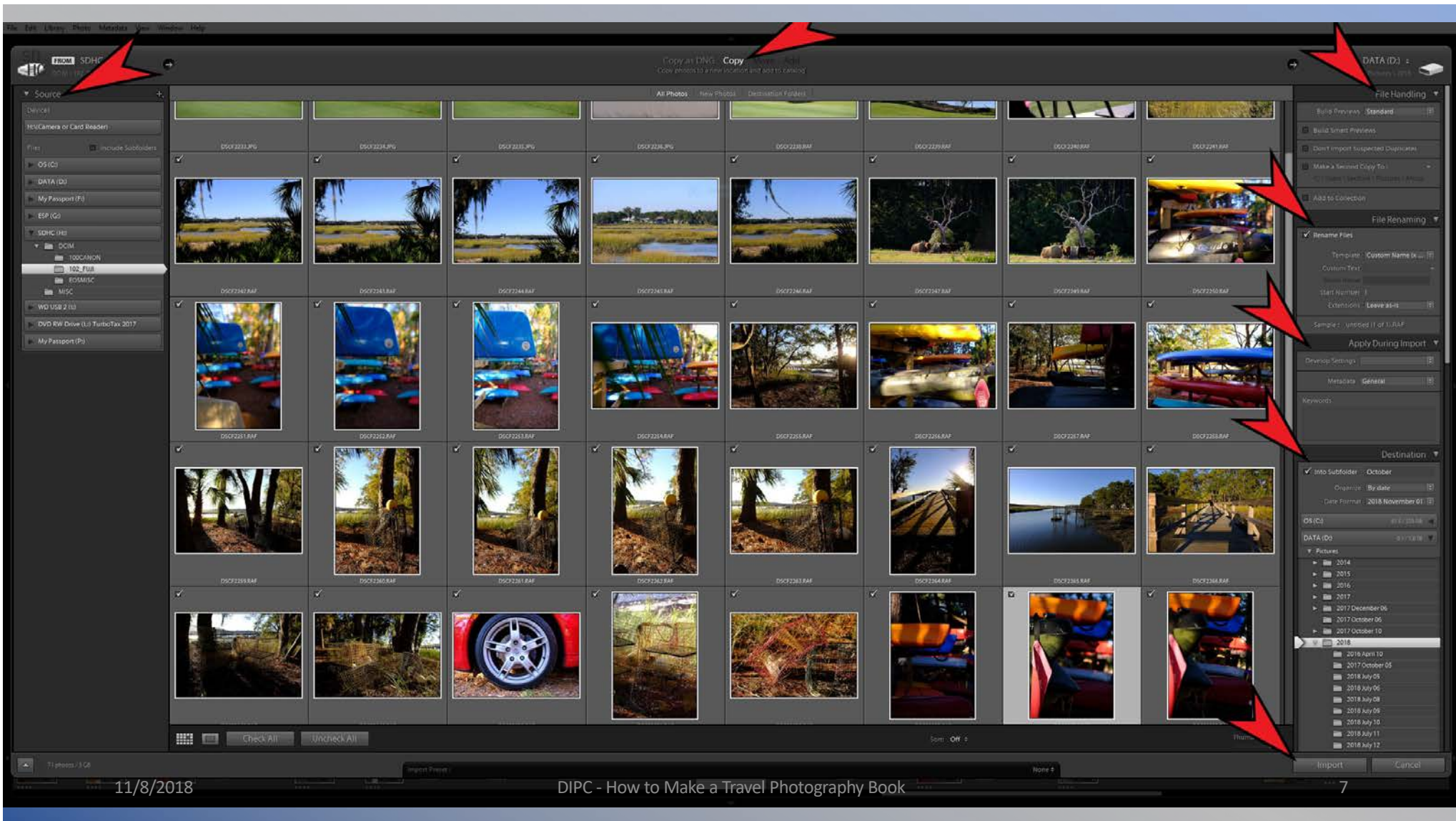
At home

- SD Card(s)
- Desktop Hard Drive
- External Hard Drive
- Online storage, such as Google Drive

3. Download Photos

Using Lightroom's Library Module (or Photo Elements, iPhoto, etc.)

- Copy
- Rename files
- Apply during Import
- Develop settings
- Keywords
- Destination
- Subfolder
- By date



4. Edit Photographs

Using Lightroom's Library Module

First, quick edit, by date

Reject key (x)

Remove all rejects

Second edit, 3-5 stars (3-5)



Catalog
Folders
Collections
Publish Services

Library Filter: Web Attributes Metadata None Filters Off

49 NovemberDPC (49 of 71) 3471 x 5425	50 NovemberDPC (50 of 71) 3471 x 5425	51 NovemberDPC (51 of 71) 3361 x 4307	52 NovemberDPC (52 of 71) 4242 x 3422	53 NovemberDPC (53 of 71) 4242 x 3422	54 NovemberDPC (54 of 71) 4242 x 3422	55 NovemberDPC (55 of 71) 4242 x 3422	56 NovemberDPC (56 of 71) 3305 x 4291
57 NovemberDPC (57 of 71) 4000 x 6000	58 NovemberDPC (58 of 71) 4000 x 6000	59 NovemberDPC (59 of 71) 3229 x 4811	60 NovemberDPC (60 of 71) 4100 x 3913	61 NovemberDPC (61 of 71) 3913 x 3173	62 NovemberDPC (62 of 71) 4000 x 6000	63 NovemberDPC (63 of 71) 3148 x 3208	64 NovemberDPC (64 of 71) 5173 x 3710
65 NovemberDPC (65 of 71) 4033 x 2688	66 NovemberDPC (66 of 71) 4033 x 2688	67 NovemberDPC (67 of 71) 4128 x 3287	68 NovemberDPC (68 of 71) 3287 x 2287	69 NovemberDPC (69 of 71) - Edit 3640 x 4854	70 NovemberDPC (70 of 71) 3640 x 4854	71 NovemberDPC (71 of 71) 3813 x 4708	72 NovemberDPC (72 of 71) 4000 x 6000

Histogram

00 200 16 mm f/4.0 1/500 ISO

Original Photo

Quick Develop

Keyword Tags: Enter Keywords

November, Photography Club

Keyword Suggestions

Best	inching bird	Coastal
Larkspur	birds in flight	rookie expert
great egret	Woodstock	boats

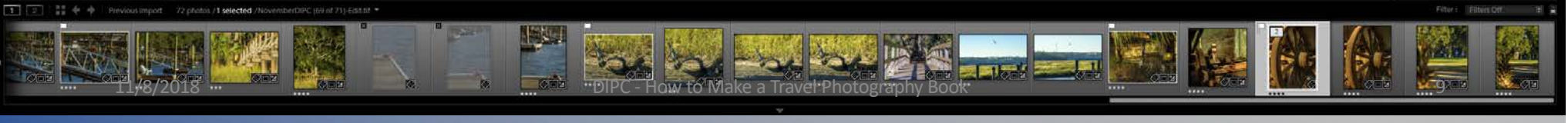
Keyword Set: Custom

Hyatt	Denmark	Copenhagen
Travel	Asia/withing	Archaeologist
Scandinavia	Christians	Denmark

Keyword List

Metadata

Comments



5. Process Rated Photographs

Lightroom Develop Module

Another full program for a monthly meeting

NovemberDIPC (37 of 71).RAF
10/30/2018 8:40:17 AM
4932 x 3945



- Presets
- Snapshots
- History
- Export - Hard Drive (10/30/2018 4:13:0...)
- Export - Hard Drive (10/30/2018 12:00...)
- Export - Hard Drive (10/30/2018 11:26...)
- Vibrance
- Clarity
- Exposure
- Highlights
- Shadows
- Crop Rectangle
- Plate Settings
- Import (10/30/2018 9:39:03 AM)

Histogram

90 100 100 mm F7.1 1/125 sec

Original Photo

Basic

Treatment: Color Black & White

Profile: Camera Voigtlaefl

Temp: 5500
Tint: +10

Tone: Auto
Exposure: +0.83
Contrast: -46

Highlights: -46
Shadows: +89
Whites: -12
Blacks: -7

Presence: Clarity: +17, Dehaze: 0, Vibrance: +17, Saturation: 0

Tone Curve
HSL / Color
Split Toning
Detail
Lens Corrections
Transform
Effects
Calibration

Previous Reset




6. Organize the photos

Using Lightroom's Collection Sets and Collections

- Make a Collection Set for trip
- Within Collections, make collections by city, country, etc.
- Include all 4 and 5 stars
- Organize by how to present in book

Navigator
FIT FULL 1:1 2:1 3:1



Catalog

Folders


Collections

- Filter Collections
- Nowegian Fjords and Scenic L...
- Beigen
- Copenhagen
 - Amalienborg 6
 - Canals 16
 - Christiansborg Slot 23
 - Departure 18
 - Food Tour 10
 - Nyhavn 33
 - Panorama 1
 - Rådhuspladsen 54
 - Rosenborg Slot 23
 - Thalpi 35
 - Walk to Nyhavn 16
- Edinburgh
- Film
- Invergardon
- Kirkwall
- Lerwick
- Oslo
- Stronoway
 - Arrival 7
 - Departure 11
 - Hains 11
 - Town 10
- Boats 24
- Copenhagen to Oslo 12
- Kattegat 6
- Lighthouses 29
- North Sea 5
- Sea Breeze 38
- Sunsets 20
- Africa

Import... Export...

Library Filter: Text | Attributes | Metadata | None

Make Public



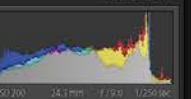
1. Copenhagen-0717 2. Copenhagen-0717-Edit 3. 4. Copy 1 5. Copenhagen-0718 6. Copenhagen-0730 7. Copenhagen-0731 8. Copenhagen-0732 9. Copenhagen-0733

10. Copenhagen-0734 11. Copenhagen-0733 12. Copenhagen-0736 13. Copenhagen-0737 14. Copenhagen-0738 15. Copenhagen-0739 16. Copenhagen-0740

17. Copenhagen-0742 18. Copenhagen-0887 19. Copenhagen-0888-Edit 20. Copenhagen-0888 21. Copenhagen-0889 22. Copenhagen-0890 23. Copenhagen-0891 24. Copenhagen-0892-Edit

25. Copenhagen-0893 26. Copenhagen-0894 27. Copy 1 28. Copenhagen-0895 29. Copenhagen-0896 30. Copenhagen-0897 31. Copenhagen-0903 32. Copenhagen-0904

Histogram



50.000 25.1mm f/3.0 1/250sec

Original Photo

Quick Develop

Keywording

Keyword Tags Enter Keywords

Copenhagen, Denmark, Nyhavn

Keyword Suggestions

Beigen, Santa Maria, Thorsø, Christiansborg, Rådhuspladsen, Amalienborg, Søstreløkke, Nyhavn, Denmark, Copenhagen, Thorsø, Askewing, Rådhuspladsen, Rosenborg Slot, Christiansborg, Denmark

Keyword Set Custom

Nyhavn, Denmark, Copenhagen, Thorsø, Askewing, Rådhuspladsen, Rosenborg Slot, Christiansborg, Denmark

Keyword List

Metadata

Comments

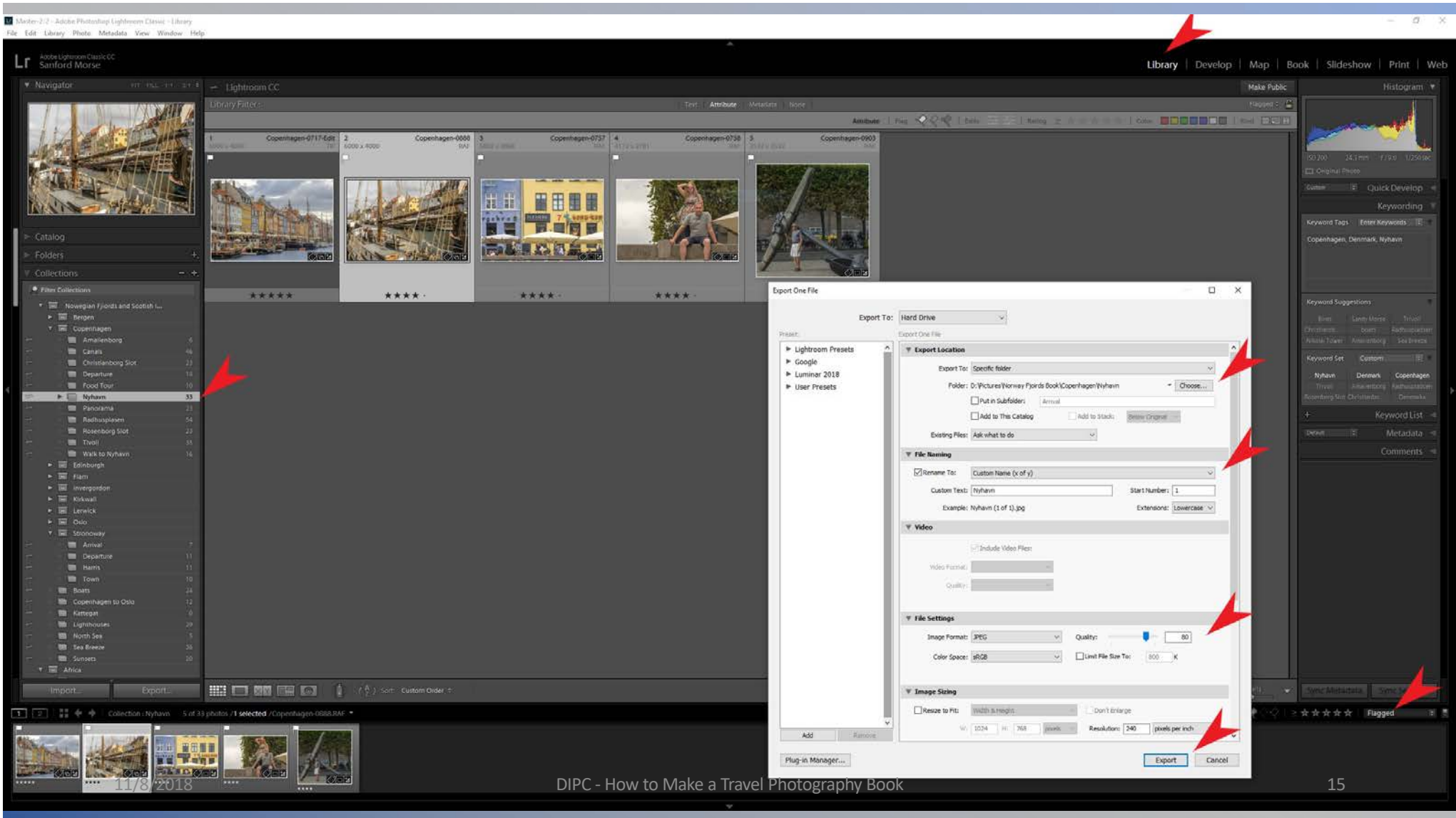
Collection: Nyhavn 33 photos / 1 selected / Copenhagen-0888-RAF



11/8/2018

DiPC - How to Make a Travel Photography Book

6. Export as JPEGs to Book Folder



7. Add Photos to Book

Using Blurb's BookWright Software

Free, easy to use, many advanced capabilities

13 Blurb BookWright Video Tutorials

Free Webinars

Two Minute Introductory Tutorial

[softwarehttps://www.youtube.com/watch?v=jxUzpnEL2IQ&t=1s
&index=1&list=PLPeS5XD2B_Yxpu6-ZgxpFDVgyNDPR51JQ](https://www.youtube.com/watch?v=jxUzpnEL2IQ&t=1s&index=1&list=PLPeS5XD2B_Yxpu6-ZgxpFDVgyNDPR51JQ)

8. Add Maps and Text

- Google maps are free, editable, and provide great context
- Windows snipping tool
- Edit with Paint 3D



Text

- Use date and time on photos to identify locations
- Use Google maps and satellite images to identify monuments and buildings
- Wikipedia and home sites for explanations, histories
- Lonely Planet and others for good descriptions


Norwegian Fjords and Scottish Isles.blurb | Norwegian Fjords and Scottish Isles | Large Landscape | 251 pages - BookWright

File Edit View Add/Insert Photo Text Papers/Format Distribution Help

Covers Pages Layouts Photos Text Files

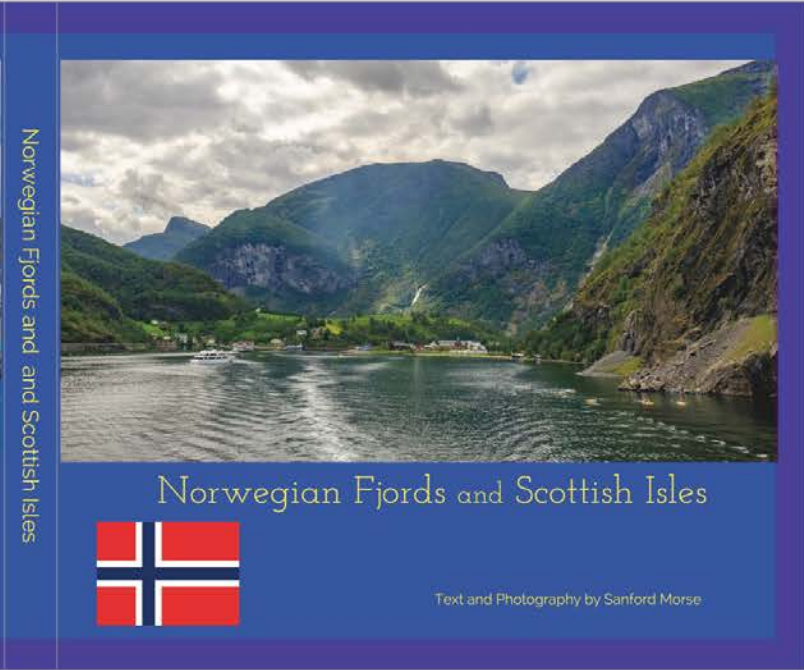
Large Landscape All Layouts Save layout

Back Cover



August 2018

Front Cover



Norwegian Fjords and Scottish Isles

Norwegian Fjords and Scottish Isles

Text and Photography by Sanford Morse

11/8/2018 DIPC - How to Make a Travel Photography Book 20

Norwegian Fjords and Scottish Isles.blurb | Norwegian Fjords and Scottish Isles | Large Landscape | 251 pages - BookWright

File Edit View Add/Insert Photo Text Papers/Format Distribution Help

Layouts Photos Text Files

Manage Pages

124 125
126 127
128 129
130 131
132 133
134 135
136 137
138 139
140 141
142 143
144 145
146 147
148 149
150 151
152 153
154 155
156 157
158 159
160 161

Page 138 Page 139

Sognefjorden
Sognefjorden, the world's second-longest (126 miles) and Norway's deepest (4,300 feet) fjord, cuts a deep slash across the map of western Norway. In places, sheer walls rise more than 3,300 feet above the water, while elsewhere a gentler shoreline supports farms, orchards and villages.

10. Discounts

Every month, or even more frequently

Up to \$40%

While waiting for the discounts

- Spell check
- Check page layouts
- Upload