

# Black and White Photography

Color or  
Black and White ?


# Color

Use color to catch the eye and when  
color is a key element of your story

















# Black and White

Use when light, form, pattern, or texture is more compelling than the colors in the image

Use to simplify composition

















Images that have graphic elements,  
strong lines, geometric shapes or form  
make wonderful subjects for black and  
white













Landscape



Use strong range of tones from  
pure white to rich black

Look for texture

Look for strong skies









Irish River #1  
Vaughan Creek 1935

4.0 m  
↓

3.1 m  
↓





# Portraits

See the face and read the eyes without  
distraction







When you photograph people in color, you photograph their clothes. But when you photograph people in black and white, you photograph their souls!

Ted Grant




















Create a Mood/  
Evoke Emotion




















# Street Photography





ई दिल्ली

||


||

★













**FIFTEEN MEALS FOR \$5**  
INCLUDES BEVERAGE  
**Waffle House**  
Bacon, Egg & Cheese  
Hashbrowns & Buns  
810-1348 CALS  
2,000 CALORIES & UP TO 200g FAT

*Holiday*  
**GIFT CARDS**  
**Waffle House**  
GOOD FOOD FAST  
WE'VE GOT YOUR LIST  
*Scattered, Smothered & Covered*  
Waffle House  
WaffleHouse.com

**HEINZ**  
TOMATO KETCHUP

**Waffles**  
Breakfast  
Sides  
Hash  
Favorites  
Hashbrown Bowls

# Consider Black and White

To add timeless quality

To highlight shape, line, texture, pattern

To emphasize emotion/drama

To eliminate distractions and simplify composition

To avoid weak colors